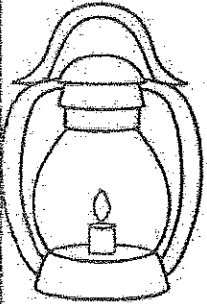




**ALL SAINTS  
CATHOLIC SCHOOL**  
Growing Leaders in Mind, Body, and Spirit

Going into  
**Second Grade**  
Summer Coursework 2022  
*Reading Skills*

Name \_\_\_\_\_










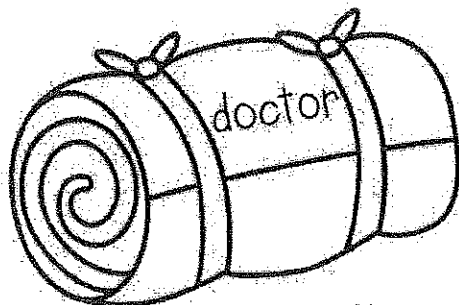



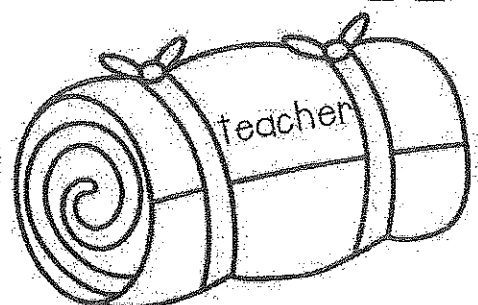


# Camping for Nouns



Directions: Read the nouns on the sleeping bags.

Use the color code to color the sleeping bags.

person = red    place = orange    thing = green



Name \_\_\_\_\_

# Summer Vowels



Directions: Read the words below. Color the long vowel words green. Color the short vowel words red.

stop	leap	mug	sun	sled	lake
smile	bone	pill	beach	ran	tile
stay	rule	stain	sail	rule	shine
cat	tie	bite	still	boat	chin

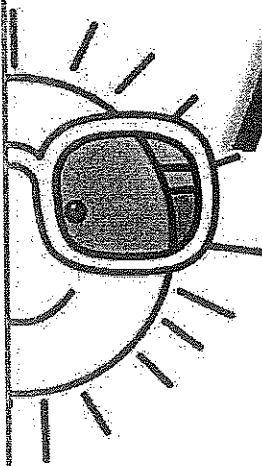
Directions: Write three sentences using the words from the list above.

1.

2.

3.

Name: \_\_\_\_\_






# All About Summer

## Word bank

summer hiking vacation picnic beach  
play ocean sunny watermelon shorts  
hot popsicle swimming ice cream barbeque

Directions: Use some of the words in the word bank to help you write about summer.




Handwriting practice area consisting of several horizontal lines. Each line set includes a solid top line, a dashed middle line, and a solid bottom line.


Name \_\_\_\_\_

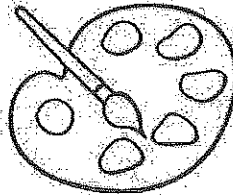
# Long Vowel Sounds

(Long a Sounds)



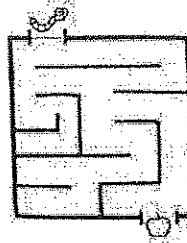
Directions: Look at the picture in each box. Write the letters that make up the word in the sound boxes. Write a sentence using the word.












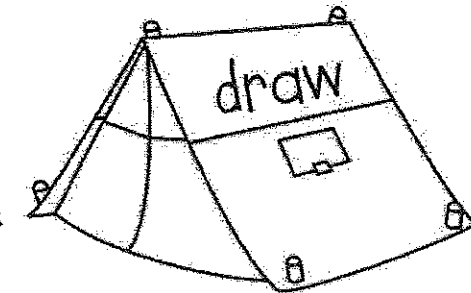
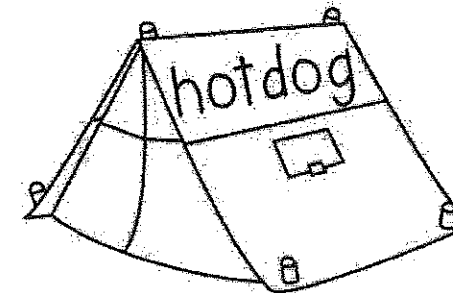
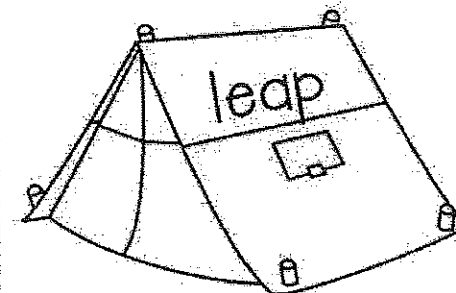
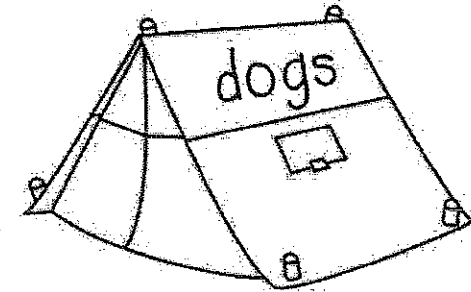
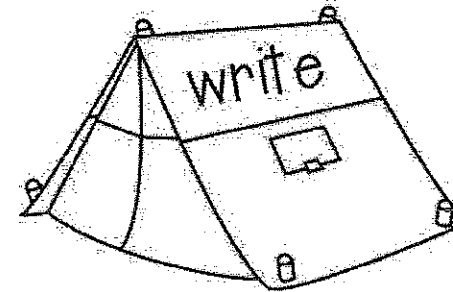
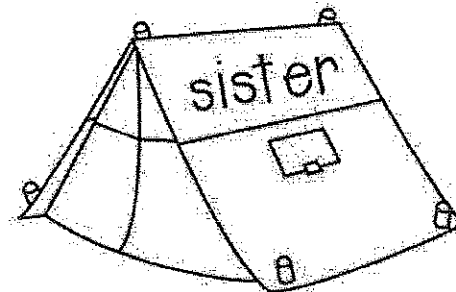
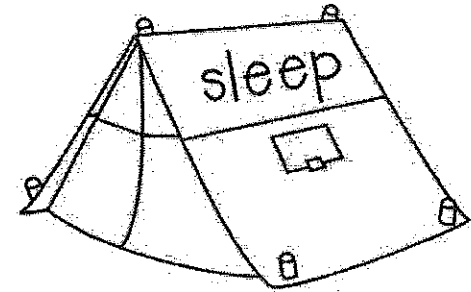
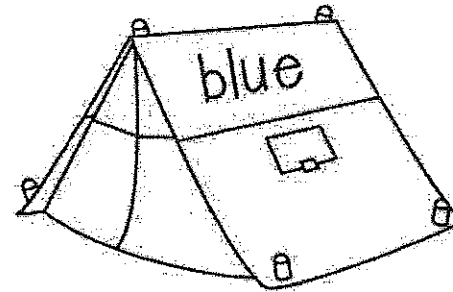
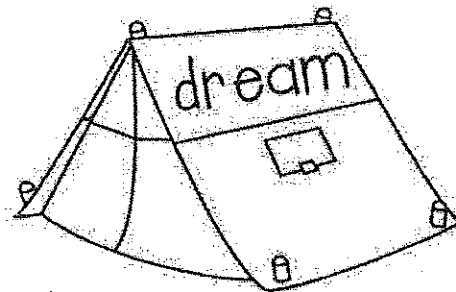
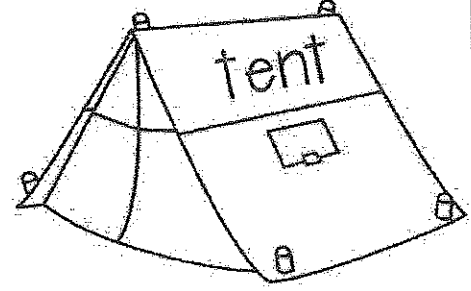
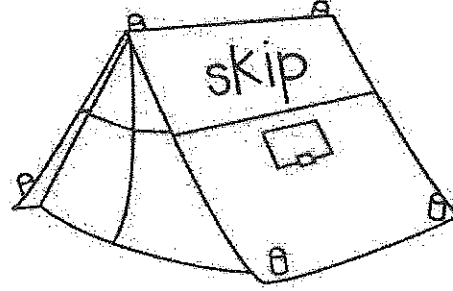
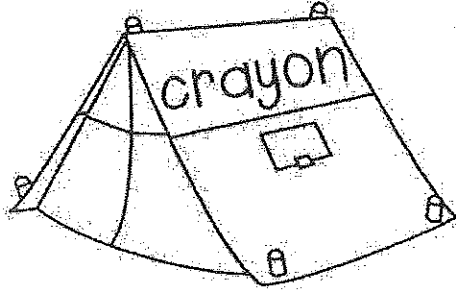
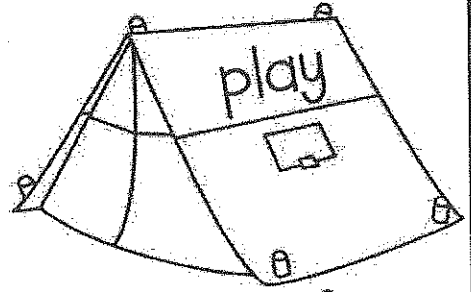
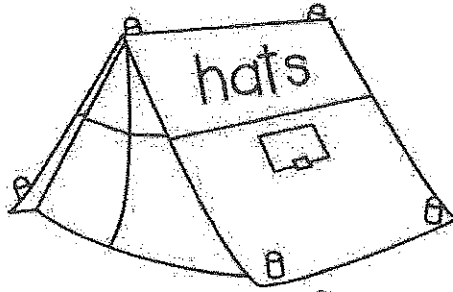
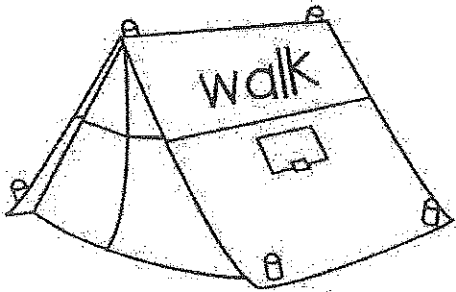






Name \_\_\_\_\_

# Camping for Verbs


Directions: Read the words on the tents. If the word is a verb, color the tent green. Color all of the other tents yellow.



Name \_\_\_\_\_

# Summer Sentences!

Directions: Choose a word and/or phrase from each column.  
Write 5 complete sentences using each word and phrase only once.



Who	Did What	Where
The crab	hopped	in the sand.
My friend	jumped	under an umbrella.
My dog	crawled	by a sea turtle.
I	ran	on the boat.
The seal	slept	near a crab.

1. \_\_\_\_\_

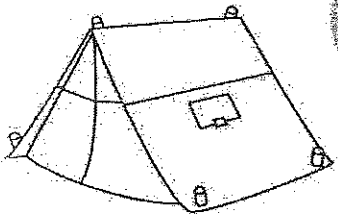
2. \_\_\_\_\_

3. \_\_\_\_\_


4. \_\_\_\_\_

5. \_\_\_\_\_









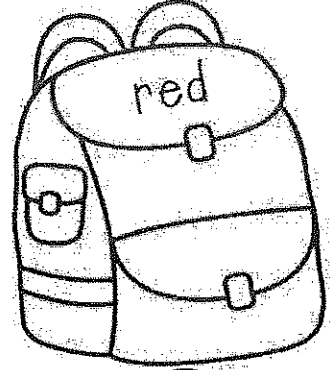



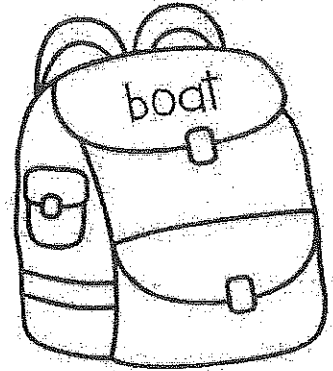



Name \_\_\_\_\_



# Camping for Adjectives



Directions: Read the words on the backpacks. If the word is an adjective color the backpack orange. Color all other backpacks brown.





Name: \_\_\_\_\_

# Building Summer Sentences!

Directions: Make four sentences using some of the words provided.

summer

delicious

popsicle


hot

cold

yummy

melting

sweet



1.

2.

3.

4.

Name \_\_\_\_\_

# Camp Out

Directions: Read the words at the bottom of the page.

Cut and paste them into the correct columns.



**VERBS**



**ADJECTIVES**

Directions: Use the verbs and adjectives to write 3 sentences.

1. \_\_\_\_\_
2. \_\_\_\_\_
3. \_\_\_\_\_

Week 2: Day 3

jump	hard	skip	watch	happy	humid
nice	run	yellow	long	play	sleep


Name \_\_\_\_\_

# Long Vowel Sounds

## (Long e Sounds)



Directions: Look at the picture in each box. Write the letters that make up the word in the sound boxes. Write a sentence using the word.



--	--	--	--	--	--




--	--	--	--	--	--




--	--	--	--



--	--	--	--	--	--	--	--




--	--	--	--	--	--	--



--	--	--	--	--	--	--	--

Name \_\_\_\_\_

# Action Words



Directions: Read each sentence. Choose the correct verb (action word) to complete the sentence. Write the word on the line.

1. We would like to \_\_\_\_\_ a sandcastle.  
builds    build

2. Peg likes to \_\_\_\_\_ on the tire.  
swing    swings

3. Max \_\_\_\_\_ hotdogs on the grill.  
cooks    cook

4. Jane \_\_\_\_\_ lemonade.  
drink    drinks

5. My dog \_\_\_\_\_ in the pool.  
jump    jumps

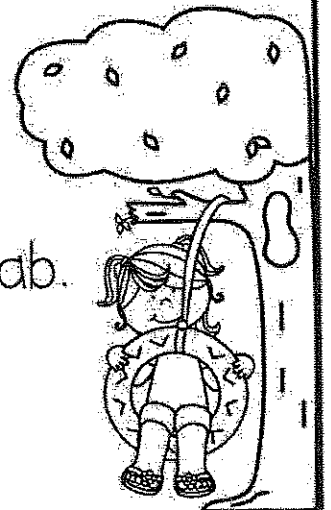
6. He will \_\_\_\_\_ in the sand.  
play    plays

7. The popsicles \_\_\_\_\_ in the hot sun.  
melts    melt

8. Did you \_\_\_\_\_ hotdogs?  
makes    make

9. Jack \_\_\_\_\_ the little red crab.  
see    sees


10. She \_\_\_\_\_ on Saturdays.  
swim    swims



Name \_\_\_\_\_


# Long Vowel Sounds


(Long i Sounds)





Directions: Look at the picture in each box. Write the letters that make up the word in the sound boxes. Write a sentence using the word.




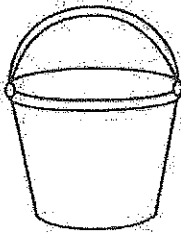
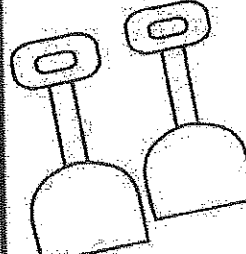





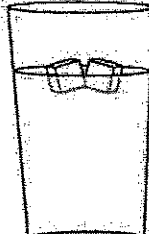
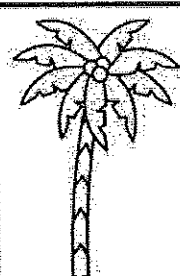




Name: \_\_\_\_\_

# Plural and Singular Nouns

Directions: Circle the correct noun for each picture. Write the word on the line.

 <p>bucket buckets</p>	 <p>shovel shovels</p>	 <p>flipper flippers</p>
 <p>umbrella umbrellas</p>	 <p>sun suns</p>	 <p>float floats</p>
 <p>swimsuit swimsuits</p>	 <p>glass glasses</p>	 <p>tree trees</p>

Directions: Write two sentences using either a singular or plural noun.


1.

2.


Name \_\_\_\_\_

# Long Vowel Sounds


(Long o Sounds)




Directions: Look at the picture in each box. Write the letters that make up the word in the sound boxes. Write a sentence using the word.




--	--	--	--




--	--	--	--




--	--	--



--	--	--




--	--	--



--	--	--	--

Name \_\_\_\_\_

# Fix it Up Summer Sentences!



Directions: Read the sentences. Fix the grammar mistakes in each sentence. Rewrite the sentence on the lines in your best handwriting.

1. i took my shovel bucket flip flops to the beach

2. did you bring the hotdogs watermelon and chips

3. watch out there is a raccoon in your tent

4. we caught three small fish two medium fish and one big fish



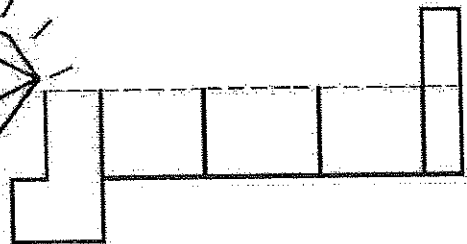






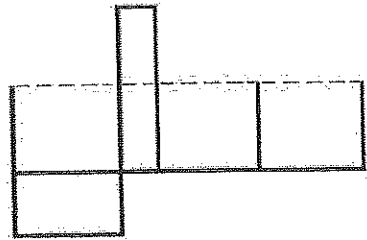
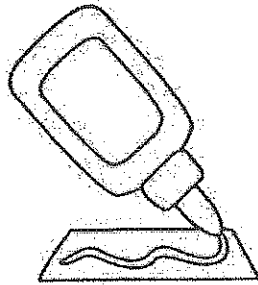
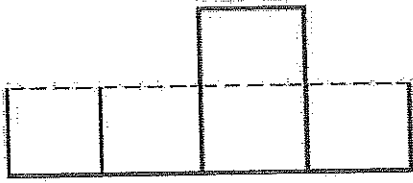
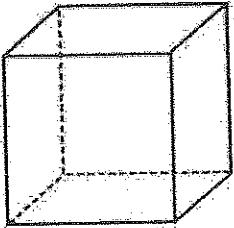
Name \_\_\_\_\_

# Long Vowel Sounds

(Long u Sounds)




Directions: Look at the picture in each box. Write the letters that make up the word in the sound boxes. Write a sentence using the word.




Name: \_\_\_\_\_

# Nouns, Verbs and Adjectives!

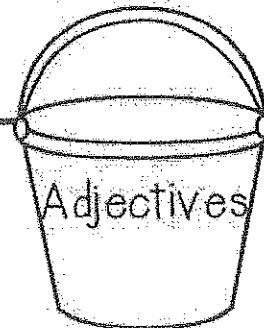
Directions: Cut, paste and sort into the correct columns.



Nouns



Verbs



Adjectives

©Annie Moffatt @ The Moffatt Girls 2014

Directions: Use the nouns, verbs and adjectives to write three complete sentences.

1. \_\_\_\_\_

2. \_\_\_\_\_

3. \_\_\_\_\_

Week 4: Day 3



shell	run	beach	build	dolphin
swim	sun	salty	tall	windy
happy	sandy	make	crab	smile

Name: \_\_\_\_\_

# Summer Story Sequencing!

Directions: Put the stories in order from beginning to end. Use the numbers 1-4 to sequence the stories.

- \_\_\_\_\_ She found a place to pitch her tent.
- \_\_\_\_\_ Jan went to sleep in her tent.
- \_\_\_\_\_ Jan arrived at the camp site.
- \_\_\_\_\_ Jan set up her tent.



- \_\_\_\_\_ They got out of the canoe.
- \_\_\_\_\_ Dan and Sally found a canoe.
- \_\_\_\_\_ They rowed around the lake.
- \_\_\_\_\_ They got into the canoe.

Directions: Write four out of order sentences. Ask someone to use the numbers 1-4 to sequence your story.

\_\_\_\_\_

\_\_\_\_\_

\_\_\_\_\_

\_\_\_\_\_

\_\_\_\_\_

\_\_\_\_\_



Name \_\_\_\_\_

# Campout Contractions!

Directions: Combine the two words to make a contraction. Write the contraction on the line.



1. does not

\_\_\_\_\_

2. would not

\_\_\_\_\_

3. have not

\_\_\_\_\_

4. is not

\_\_\_\_\_

5. was not

\_\_\_\_\_

6. do not

\_\_\_\_\_

7. has not

\_\_\_\_\_

8. were not

\_\_\_\_\_

9. did not


\_\_\_\_\_

10. had not

\_\_\_\_\_

Name \_\_\_\_\_

# Months of the Year



Directions: Cut out the months of the year and put them in order.  
Write the names of the months of the year in order on the lines below.

- |          |           |
|----------|-----------|
| 1. _____ | 7. _____  |
| 2. _____ | 8. _____  |
| 3. _____ | 9. _____  |
| 4. _____ | 10. _____ |
| 5. _____ | 11. _____ |
| 6. _____ | 12. _____ |

Direction: Write a sentences or two about one of your favorite months.

\_\_\_\_\_

\_\_\_\_\_

\_\_\_\_\_

\_\_\_\_\_

\_\_\_\_\_

March

May

June

December

January

April

August

February

July


September

November

October

# Caterific Drawings

Directions: Draw a face on your cat and then write about your cat on the lines below.



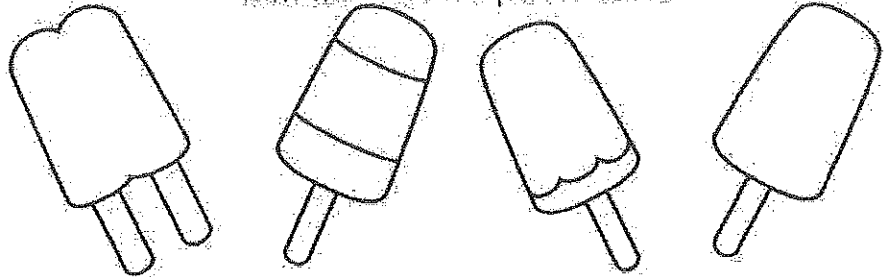
Handwriting practice lines consisting of four sets of three horizontal lines each. Each set includes a solid top line, a dashed middle line, and a solid bottom line.

Name \_\_\_\_\_



# Summer Sentences

Directions: Fix each sentence and rewrite it in your best handwriting. Remember to start with a capital letter and end with the correct punctuation.



1. i like summer

2. do you like to eat popsicles when it is hot

3. we go camping during summer vacation

4. it is too hot to go outside

5. did you build a sandcastle today

6. i caught a fish

Name \_\_\_\_\_

# Colorful Popsicles

Color Code

Nouns=

red

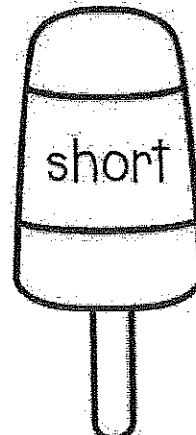

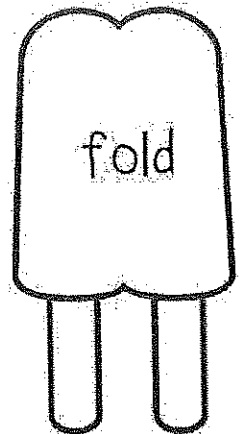





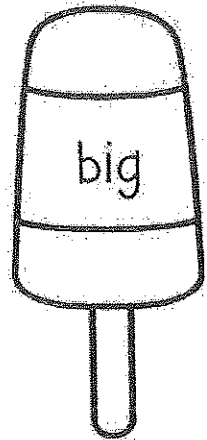



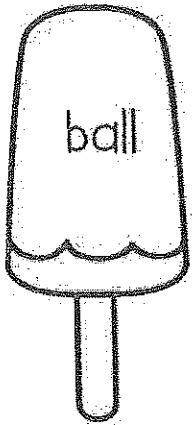
Verbs=

purple

Adjectives=

orange

Directions: Read the words on each popsicle and use the color code to color the popsicles.






Name \_\_\_\_\_

# Summer

# Texting Codes




Directions: Use the cell phone to find the texting codes for the summer words in each box. Decide if the word is a noun or an adjective and circle it.  
The first one has been done for you.

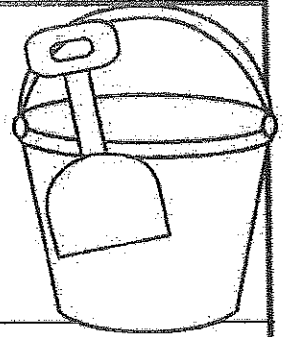


Word: shells Texting Code: 743557 noun adjective	Word: sunny Texting Code: _____ noun adjective	Word: water Texting Code: _____ noun adjective
Word: hot Texting Code: _____ noun adjective	Word: sandy Texting Code: _____ noun adjective	Word: sandcastle Texting Code: _____ noun adjective
Word: bucket Texting Code: _____ noun adjective	Word: crabs Texting Code: _____ noun adjective	Word: melting Texting Code: _____ noun adjective

Name \_\_\_\_\_



# How to... Build a sandcastle



Directions: Write step by step directions on how to build a sandcastle.  
Draw pictures to match each step.

First,


Next,

Then,

Finally,

Name \_\_\_\_\_

# Summertime Facts or Opinions



Directions: Read each sentence. Decide if the sentence is a fact or an opinion. Circle the correct choice.

Fact    Opinion    1. The Fourth of July is in the summer.

Fact    Opinion    2. Summer is the best season.

Fact    Opinion    3. The hottest days are in the summer.


Fact    Opinion    4. The weather is nice in the summer.

Fact    Opinion    5. June, July and August are summer months.

Fact    Opinion    6. The beach is the best place to go in the summer.

Fact    Opinion    7. Kids should go to summer school.

Fact    Opinion    8. Fireflies come out in the summer.




Directions: Write one fact and two opinions about summer.

1. \_\_\_\_\_

2. \_\_\_\_\_

3. \_\_\_\_\_



SUMMER

I like summer because...

---

---

---

---

---

---

---

---

---

---

Name: \_\_\_\_\_

# Ice Cream Nouns

Cut out the scoops of ice cream. Glue the scoops that have the correct part of speech to match each ice-cream cone.



## Proper Noun

A proper noun names a specific person, place or thing and starts with a capital letter.

paste

paste

paste

paste

Proper Noun



## Common Noun

A common noun is a noun that is not capitalized.





paste

paste

paste

paste

Common Noun




Name \_\_\_\_\_

# Summer Line Up

Directions: Look at the children in line.  
Read the problems and answer the questions.

Last

First



1. I am the boy who is the tallest. Who am I? \_\_\_\_\_

2. I am fifth in line. Who am I? \_\_\_\_\_

3. I am in the middle. Who am I? \_\_\_\_\_

4. How many children are behind the second person in line?  
\_\_\_\_\_

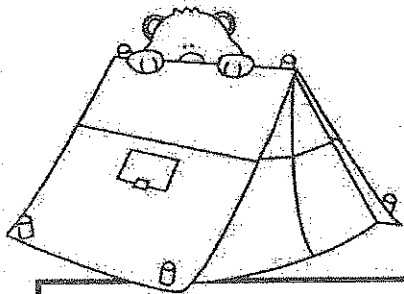
5. How many children are between Annie and Alex?  
\_\_\_\_\_

6. I am a boy who is eating something cold. It is not an popsicle.  
Who am I? \_\_\_\_\_


7. How many children are in front of Scott? \_\_\_\_\_

8. I am two children in front of Jane. Who am I? \_\_\_\_\_

Name \_\_\_\_\_



# ABC Order



Directions: Read the words in each box.  
Write them in ABC order.

beach sunglasses bucket  
lemonade goggles

1.

2.

3.

4.

5.

sunblock flippers crabs  
sandcastle umbrella

1.

2.

3.

4.

5.

camping hotdog fishing  
fire tent

1.

2.

3.

4.

5.

flashlight boat lantern  
backpack raccoon

1.

2.

3.

4.

5.